


Herring Run March 2017 Block of the Month

due at the April Meeting

Finished size 9" square (raw edge to raw edge 9 1/2")



Fabric – Blue and green Batiks

Fabric cutting directions

Blue – cut 4 rectangles – 5" x 2 3/4"

Blue – cut 8 – 2 3/4" squares

Green - cut 4 rectangles – 5" x 2 3/4"

Construction directions

- Draw a diagonal line on the wrong side of each blue square.



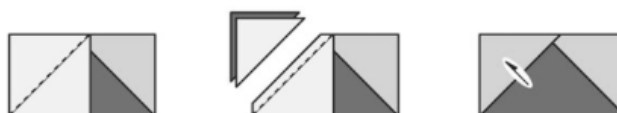
- Place square on one side of the green rectangle.
- Sew on the line.




- Trim excess and press triangle back.



- Repeat on the other side of the green rectangle.



- Follow diagram for placement of pinwheel blocks and background blue rectangles.



Janine Cannizzaro