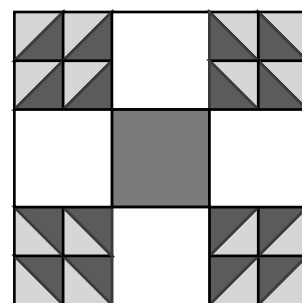


A Flower Bouquet

Block 9/20 – Decorate your Garden

Hosted by Pat Sloan At Ilovetomakequilts.com

The second half of finishing your garden is decorating it. Some people call this 'Yard Art' I like to call it decorating. I've done a bit of this over the years but not a lot. This winter looking at garden photos I'm finding fun ways people accessorize their gardens with unexpected items.



Blocks are 12.5" x 12.5"
Finished size 12" x 12"

Adding bird baths and bird houses we know about. But what about an old rusty gate for the flowers to climb on? How about a pretty bottle ornament, or those amazing glass garden balls?

If you decorate your garden, what is your favorite item in it?

Gardeners, I think, dream bigger dreams than emperors. – **Mary Cantwell**

Enter your email for my notice of each new block release & join my online group to share with everyone!

Ruler Cutting

Light fabrics

- Cut 4 squares 4.5" x 4.5"

Medium fabrics

- Cut 1 square 4.5" x 4.5"
- Cut 8 squares 3" x 3"

Dark fabrics


- Cut 8 squares 3" x 3"

Directions

1) Using the 3" medium and 3" dark fabric squares make HSTs using method on my separate HST PDF or use one of the other methods from my Triangle book

trim to 2.5" square

Make 16 units



See my Book
"Pat Sloan's Teach Me to Sew Triangles"
For Step by Step photos and methods to
make more at one time

Gemini Die Cutting

Light fabrics

- Cut 4 squares 4.5" x 4.5"

Medium fabrics

- Cut 1 square 4.5" x 4.5"
- Cut 16 triangles 2.5" x 2.5"

Dark fabrics

- Cut 16 triangles 2.5" x 2.5"

I Love to Make Quilts.com

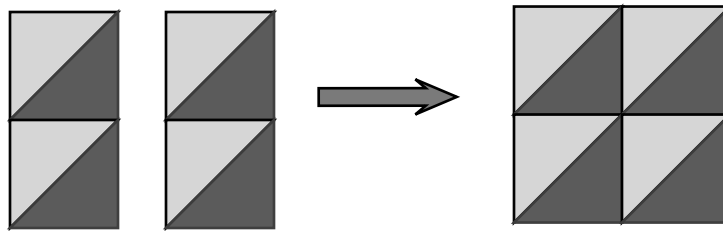
A site for Passionate Quilters
Hosted by Pat Sloan

Directions

2) Following the diagram use 4 of the HST to sew a 4 patch. Note the direction of the HST

Measures 4.5" x 4.5"

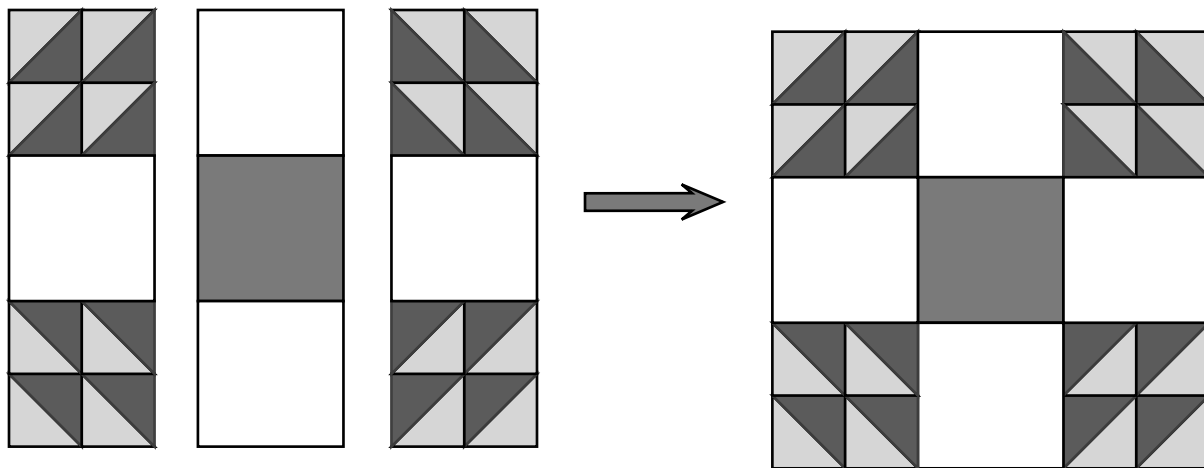
Make 4



3) Following the diagram and color placement, sew the block.

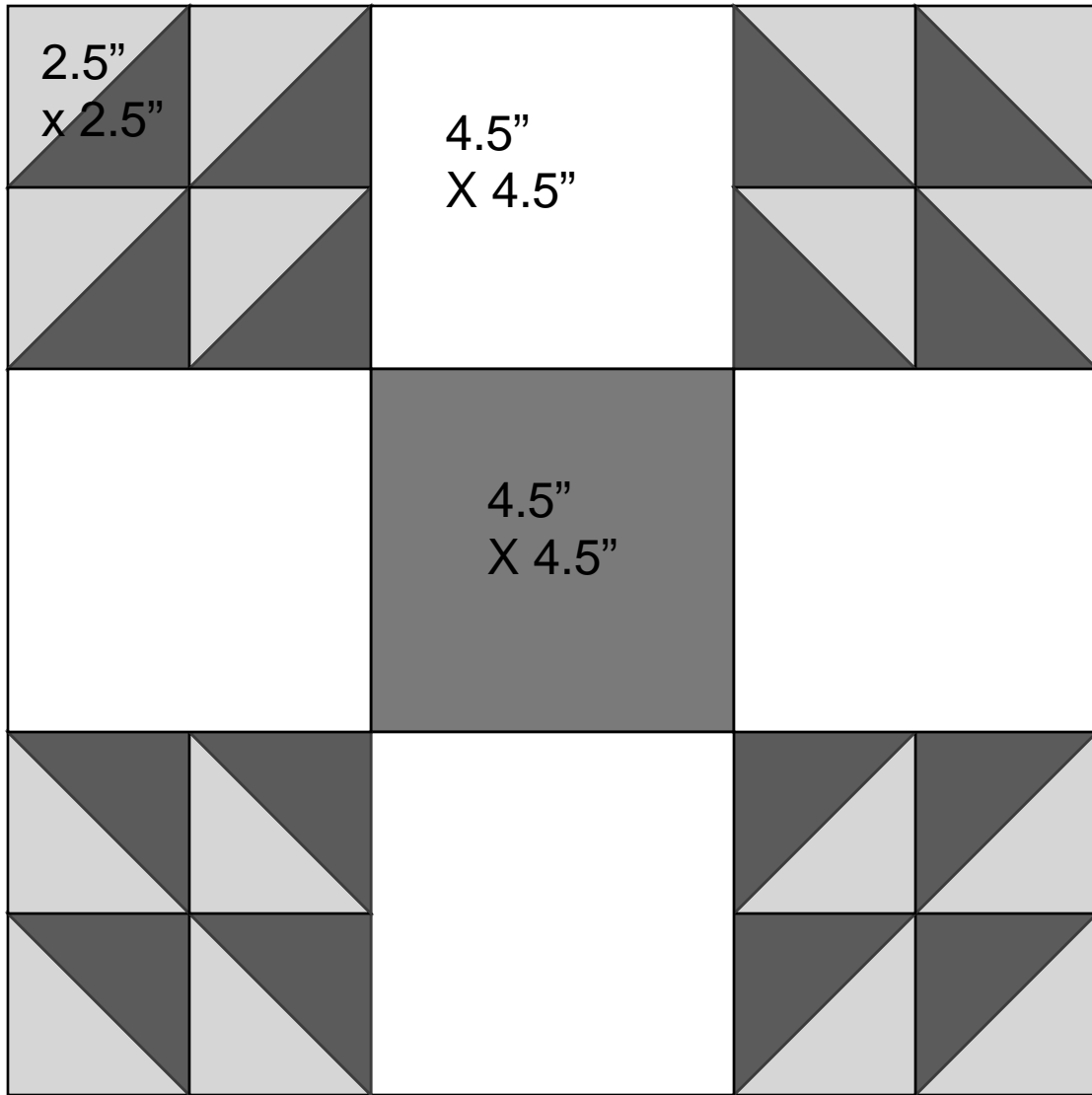
Make 1

Measures 12.5" x 12.5"



Unfinished / CUTTING Sizes

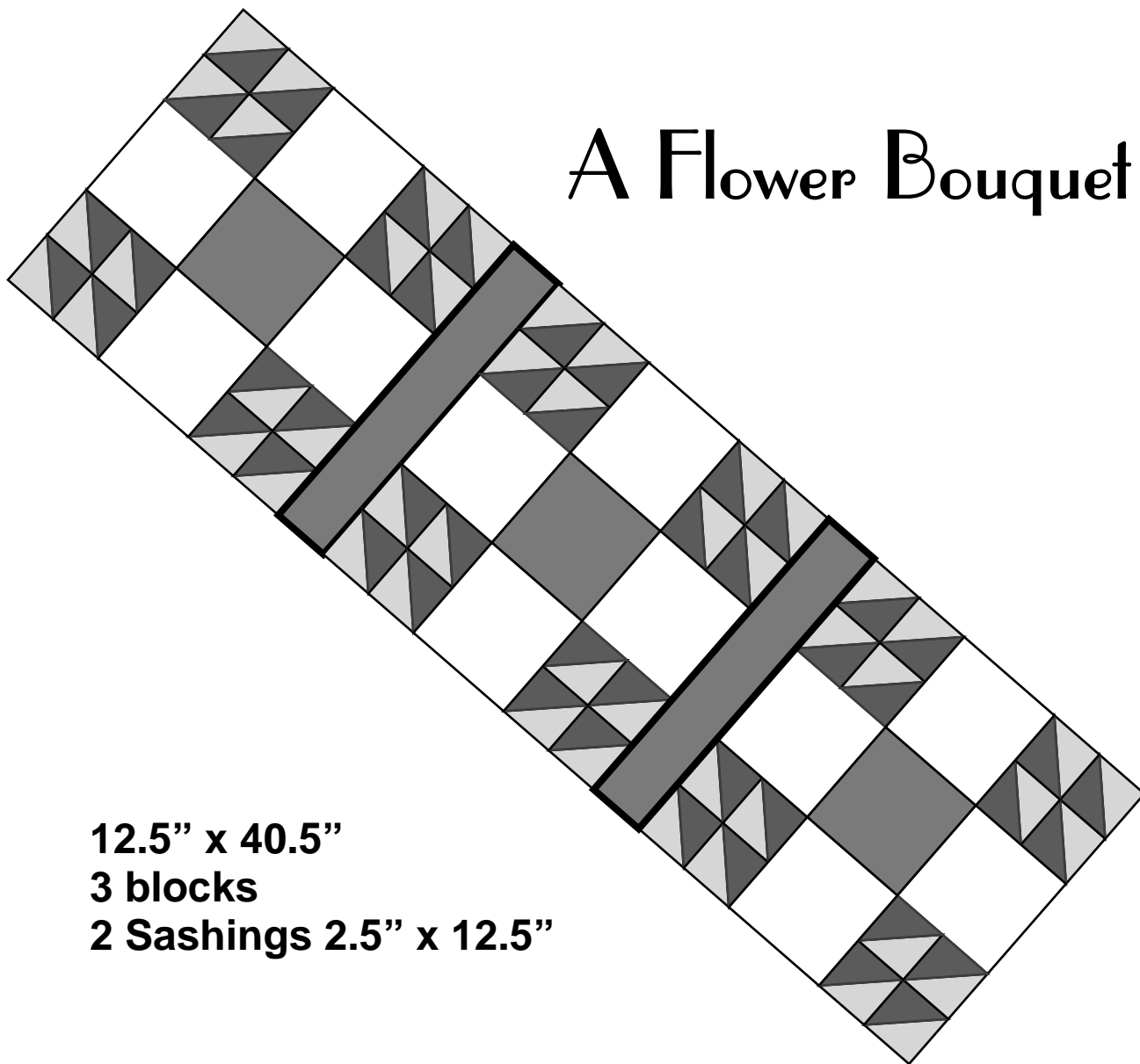
See directions for more details



Block is 12.5" x 12.5"

IN the Quilt it is finished size 12" x 12"

A Flower Bouquet



12.5" x 40.5"

3 blocks

2 Sashings 2.5" x 12.5"

Block 9/20 – Decorate your Garden


Pat Sloan the voice of quilting™

www.patsloan.com

Website PatSloan.com - Articles & Tutorials blog.PatSloan.com

Online Community [Facebook.com/PatSloanQuiltFun](https://www.facebook.com/PatSloanQuiltFun)

(Page -4)



A Flower Bouquet

Block placement

See project page for layout directions